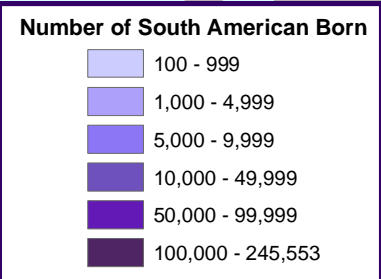
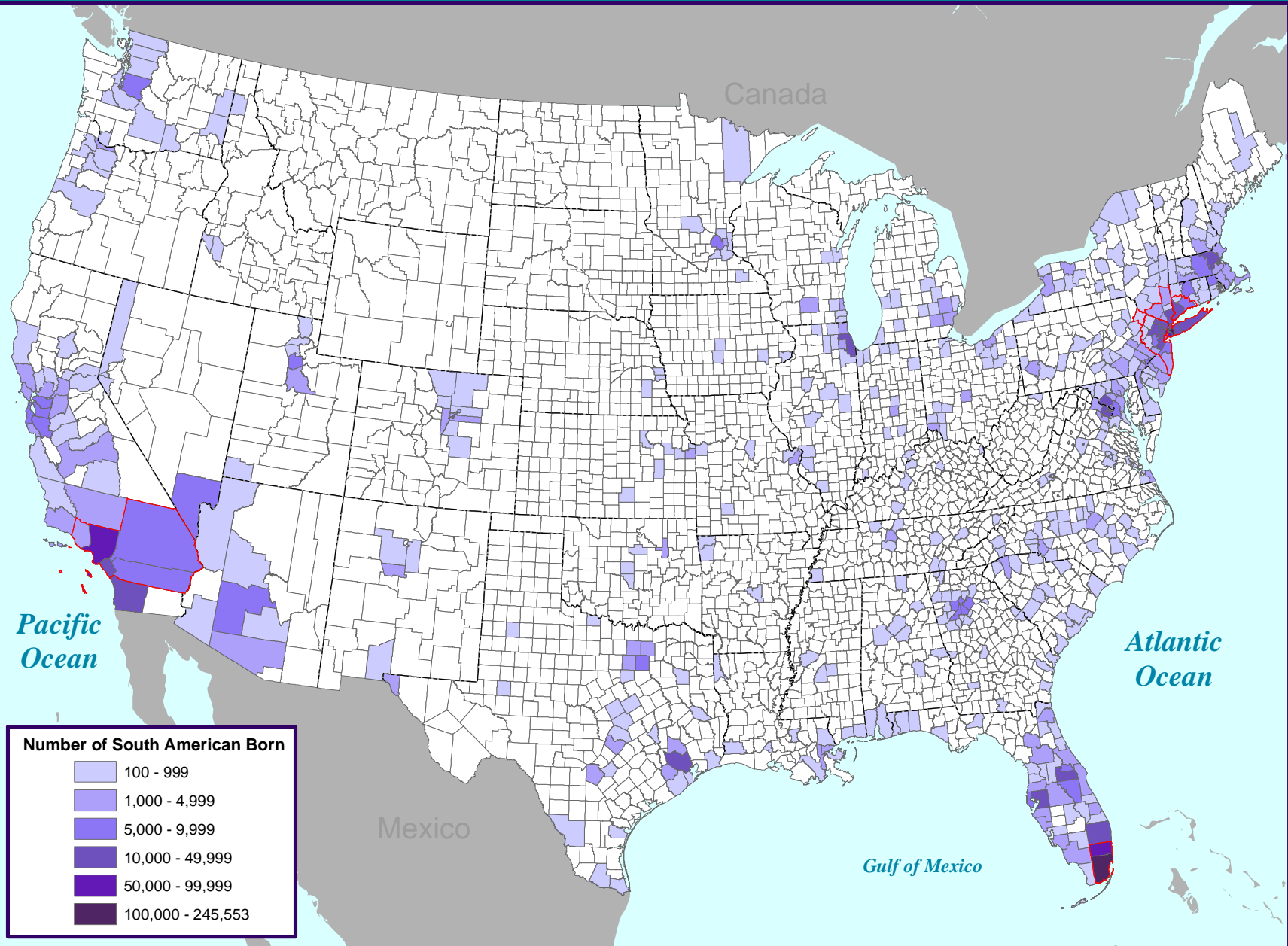
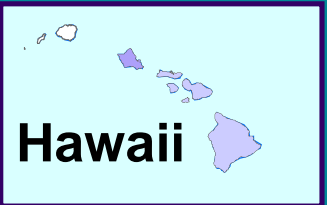




In 2000, there were 1,930,271 South American-born individuals in the US.

Three in every five of the South American born in the US lived in just three metropolitan areas (outlined in red). More than 40 percent lived in the New York metropolitan area, followed by Miami (15 percent) and Los Angeles (7 percent).



South American Born in the US by Country of Birth: 2000

	Number	Percent
<b>Total</b>	<b>1,930,271</b>	<b>100</b>
Colombia	509,872	26.4
Ecuador	298,626	15.5
Peru	278,186	14.4
Brazil	212,428	11.0
Guyana	211,189	10.9
Argentina	125,218	6.5
Venezuela	107,031	5.5
Chile	80,804	4.2
Bolivia	53,278	2.8
Uruguay	25,040	1.3
Paraguay	11,980	0.6
Suriname	5,580	0.3
South America n.e.c.	11,039	0.6

Note: n.e.c. (not elsewhere classified)

# South American-Born Population in the United States by County: 2000

